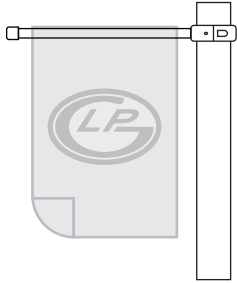


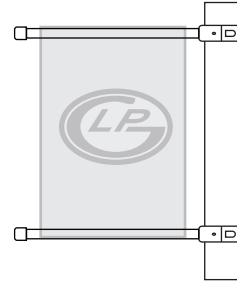
BANNER ARM CONFIGURATION PART STRINGS



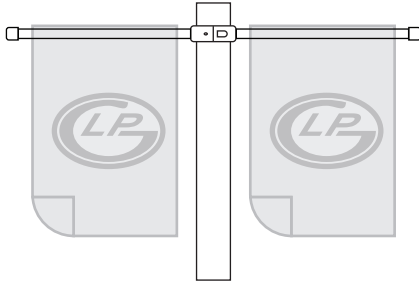
BA4-24



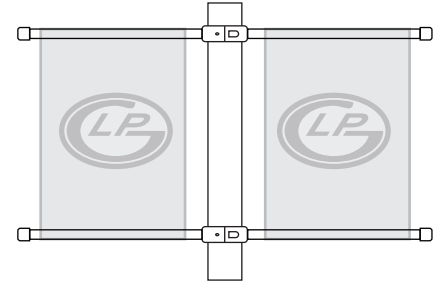
2BA4-24



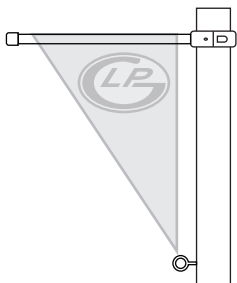
DBA4-24



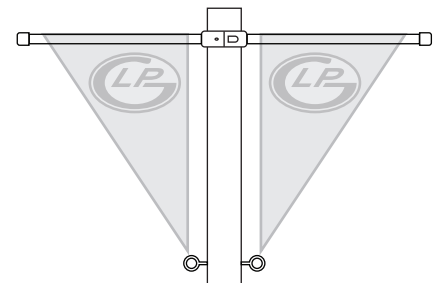
2DBA4-24



BA4-24-EH



DBA4-24-EH



NOTES:

BA = Banner Arm
DBA = Double Banner Arm

2BA4-24

of arms in a setup

OD of Pole

Arm Extension in Inches